



Market Data Summary

Great Britain, September 2005

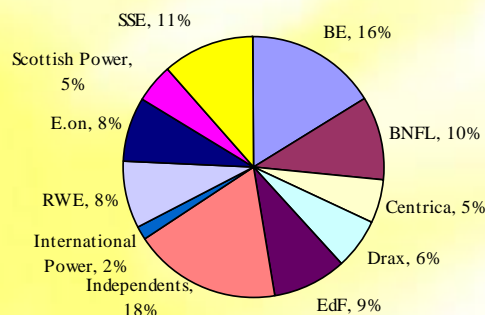
IPA Energy Consulting
 41 Manor Place
 Edinburgh
 Tel: +44 131 240 0840
 Fax: +44 131 220 6440
 www.ipaenergy.co.uk

Market Data, £/MWh	Minimum	Average	Maximum
Market Index Data	16.86	32.59	82.10
SSP	2.80	26.80	102.45
SBP	16.86	37.35	153.25
BSUoS	-0.39	0.82	5.29
RCRC (a)	-0.92	0.03	4.04

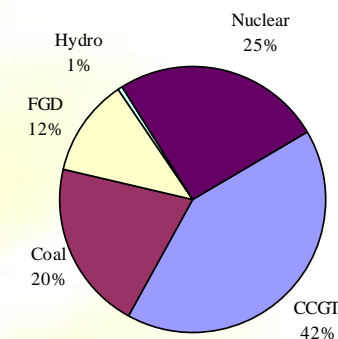
(a): Data for 01-09-05 to 22-09-05 inclusive

System Margin, MW	Minimum	Average	Maximum
Generation	36,425	42,884	49,965
Demand	23,519	35,862	46,936

Market Share of the Major Generators



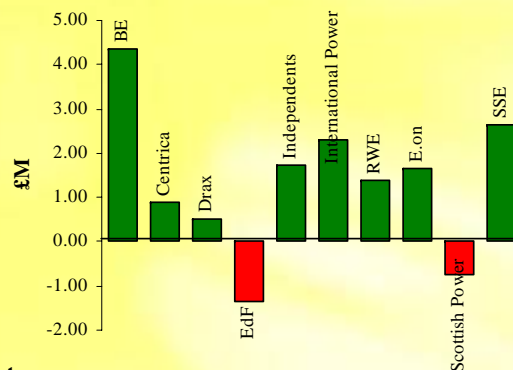
Fuel Mix of the Major Generators



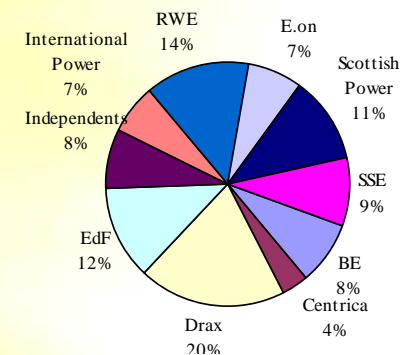
BM Units With Availability < 10%

T_ABTH7	T_DNGB22	T_FFES-2
T_COTPS-3	T_HRTL-2	T_FOYE-1
T_DIDC2	T_OLDS2	T_FOYE-2
T_EGGPS-4	T_GRAI-1	
T_FIDL-3	T_LITTD2	
T_IRNPS-1	T_CRUA-3	
T_KINO-2	T_CRUA-4	
T_TILB10	T_DINO-4	
T_LOAN-3	T_DINO-6	
T_DNGB21	T_FFES-1	

Company Net Balancing Mechanism Revenues



Generators Market Share of Balancing Mechanism Volumes



Note: Data covers large plant excluding Interconnectors

IPA Disclaimer: This information is intended for IPA customers only. Whilst every effort has been made to ensure that the information contained herein is accurate and correct, IPA does not represent or endorse the accuracy or reliability of any of the information or content contained in this Market Summary. Under no circumstances will IPA have any liability for any loss or damage caused by your reliance on information obtained through this Market Data Summary. Unauthorised onward transmission or copying is strictly forbidden.

This datasheet provides a summary of data which is copyright of Elexon and NGC and is used with their kind permission.