



Market Data Summary

Great Britain, May 2005

IPA Energy Consulting
 41 Manor Place
 Edinburgh
 Tel: +44 131 240 0840
 Fax: +44 131 220 6440
 www.ipaenergy.co.uk

Market Data, £/MWh	Minimum	Average	Maximum
Market Index Data	18.27	29.70	55.05
SSP	6.97	24.78	55.05
SBP	17.57	33.35	160.38
BSUoS	-0.20	0.70	2.77
RCRC	-1.15	-0.05	2.27

System Margin, MW	Minimum	Average	Maximum
Generation	42,929	49,279	53,177
Demand	22,557	35,813	45,602

BM Units With Availability < 10%

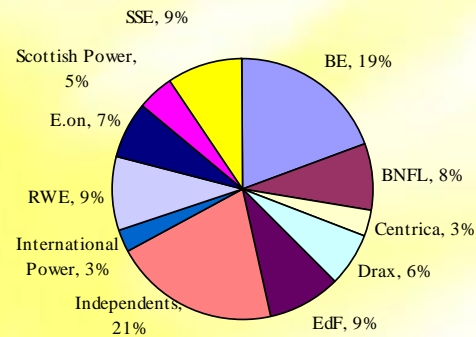
E_CORB-1	T_RATS-4	T_DINO-4
E_KLYN-A-1	T_FASN-1	T_FFES-1
T_FIFE-1	T_FASN-3	
T_KILLPG-1	T_WYLF-1	
T-PEHE-3G	E_COWE2	
T_COTPS-2	T_GRAI-1	
T_DIDC2	T_INDQ-1	
T_FERR-3	T_LITTD2	
T_FIDL-3	T_CRUA-3	
T_COCK-4	T_CRUA-4	

Note: Data covers large plant excluding Interconnectors

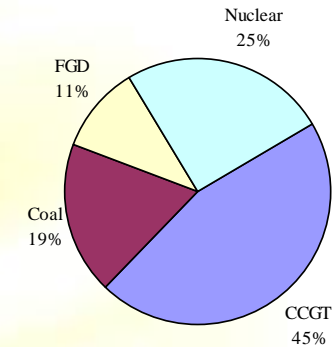
IPA Disclaimer: This information is intended for IPA customers only. Whilst every effort has been made to ensure that the information contained herein is accurate and correct, IPA does not represent or endorse the accuracy or reliability of any of the information or content contained in this Market Summary. Under no circumstances will IPA have any liability for any loss or damage caused by your reliance on information obtained through this Market Data Summary. Unauthorised onward transmission or copying is strictly forbidden.

This datasheet provides a summary of data which is copyright of Elexon and NGC and is used with their kind permission.

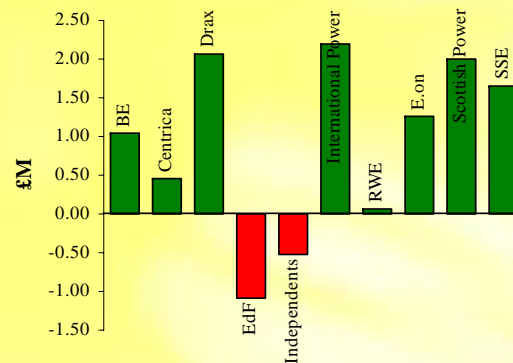
Market Share of the Major Generators



Fuel Mix of the Major Generators



Company Net Balancing Mechanism Revenues



Generators Market Share of Balancing Mechanism Volumes

