

# Market Data Summary

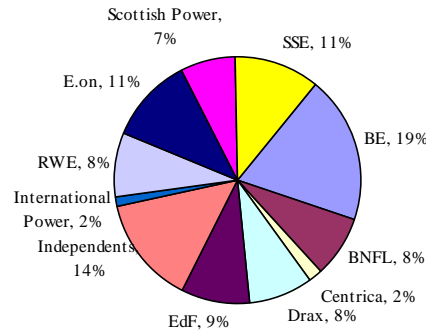
## Great Britain, March 2006

Market Data, £/MWh	Minimum	Average	Maximum
Market Index Data	28.32	63.20	414.71
SSP	24.38	54.27	414.71
SBP	28.38	83.35	517.32
BSUoS	-1.32	1.47	19.08
RCRC (a)	-1.28	0.47	11.56

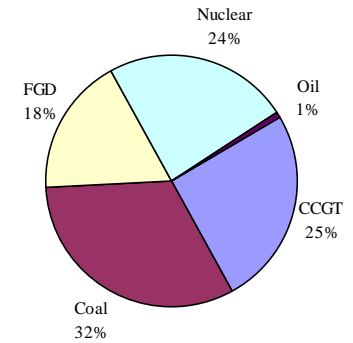
(a) 01-03-06 to 27-03-06 inclusive

System Margin, MW	Minimum	Average	Maximum
Generation	51,137	56,695	61,352
Demand	29,916	44,208	57,062

Market Share of the Major Generators



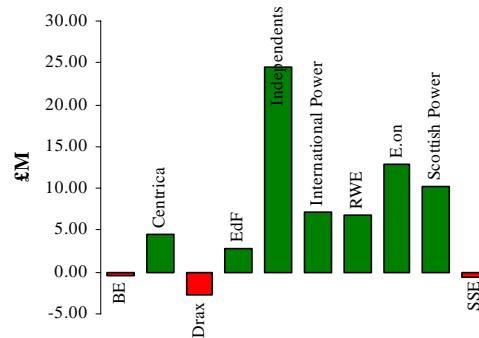
Fuel Mix of the Major Generators



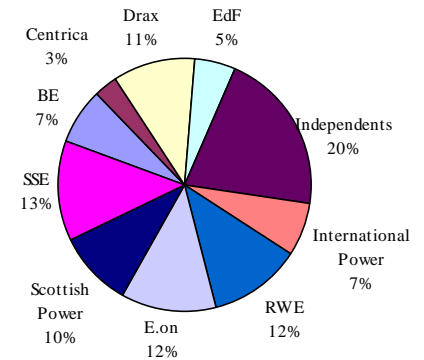
**BM Units With Availability < 10%**

- T\_DIDCB6
- T\_LBAR-1
- T\_ABTH9
- T\_OLDS2

Company Net Balancing Mechanism Revenues



Generators Market Share of Balancing Mechanism Volumes



**Note: Data covers large plant excluding Interconnectors**

IPA Disclaimer: This information is intended for IPA customers only. Whilst every effort has been made to ensure that the information contained herein is accurate and correct, IPA does not represent or endorse the accuracy or reliability of any of the information or content contained in this Market Summary. Under no circumstances will IPA have any liability for any loss or damage caused by your reliance on information obtained through this Market Data Summary. Unauthorised onward transmission or copying is strictly forbidden.

This datasheet provides a summary of data which is copyright of Elexon and NGC and is used with their kind permission.

