

# Market Data Summary

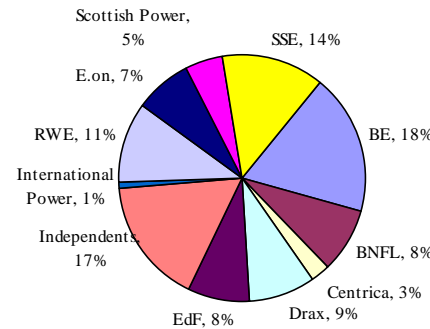
## Great Britain, July 2006

IPA Energy + Water Consulting  
 41 Manor Place  
 Edinburgh  
 Tel: +44 131 240 0840  
 Fax: +44 131 220 6440  
 www.ipaenergy.co.uk

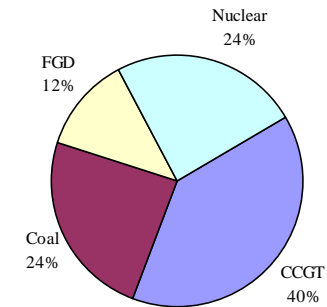
Market Data, £/MWh	Minimum	Average	Maximum
Market Index Data	20.21	47.04	409.68
SSP	9.43	40.30	382.39
SBP	20.21	61.26	438.64
BSUoS	-0.17	1.56	15.26
RCRC	-1.19	0.47	15.28

System Margin, MW	Minimum	Average	Maximum
Generation	40,058	45,273	48,713
Demand	22,207	34,642	44,765

Market Share of the Major Generators



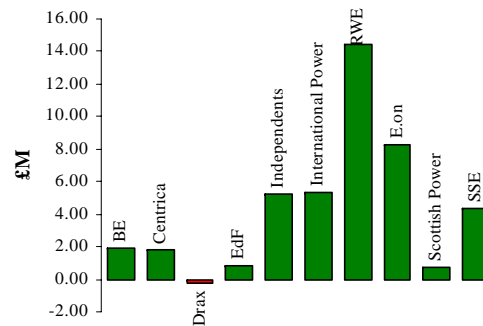
Fuel Mix of the Major Generators



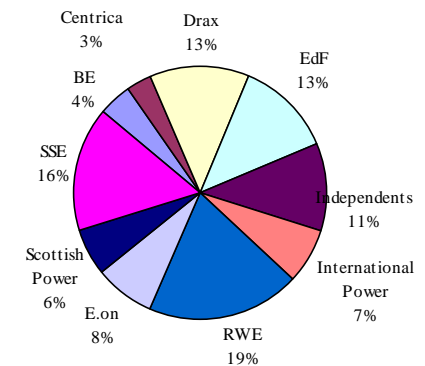
**BM Units With Availability < 10%**

T_BARK-1	T_IRNPS-1	T_WBUPS-4
T_CNQPS-3	T_RUGPS-7	T_DNGB21
T_RYHPS-1	T_TILB-9	T_HRTL-2
T_ABTH8	T_COCK-3	T_OLDS2
T_COTPS-1	T_LOAN-1	T_LITTD2
T_DIDC1	T_USKM-13	T_DINO-3
T_DIDC4	T_RATS-1	
T_EGGPS-1	T_RATS-2	
T_FERR-4	T_RATS-3	
T_FIDL-1	T_RATS-4	

Company Net Balancing Mechanism Revenues



Generators Market Share of Balancing Mechanism Volumes



**Note: Data covers large plant excluding Interconnectors**

IPA Disclaimer: This information is intended for IPA customers only. Whilst every effort has been made to ensure that the information contained herein is accurate and correct, IPA does not represent or endorse the accuracy or reliability of any of the information or content contained in this Market Summary. Under no circumstances will IPA have any liability for any loss or damage caused by your reliance on information obtained through this Market Data Summary. Unauthorised onward transmission or copying is strictly forbidden.

This datasheet provides a summary of data which is copyright of Elexon and NGC and is used with their kind permission.

