

Market Data Summary

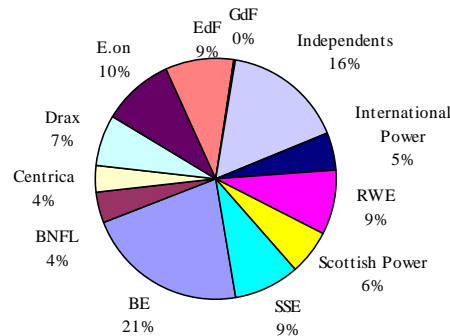
Great Britain, July 2007

IPA Energy + Water Consulting
 41 Manor Place
 Edinburgh
 Tel: +44 131 240 0840
 Fax: +44 131 220 6440
 www.ipaenergy.co.uk

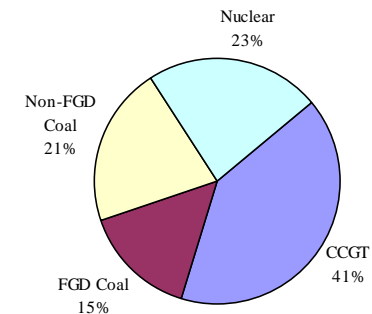
Market Data, £/MWh	Minimum	Average	Maximum
Market Index Data	11.27	23.98	77.12
SSP	2.00	20.26	77.12
SBP	11.27	30.96	208.60
BSUoS	0.35	1.19	5.43
RCRC	-0.39	0.14	6.11

System Margin, MW	Minimum	Average	Maximum
Generation	42,119	48,769	52,526
Demand	21,840	33,995	43,222

Market Share of the Major Generators



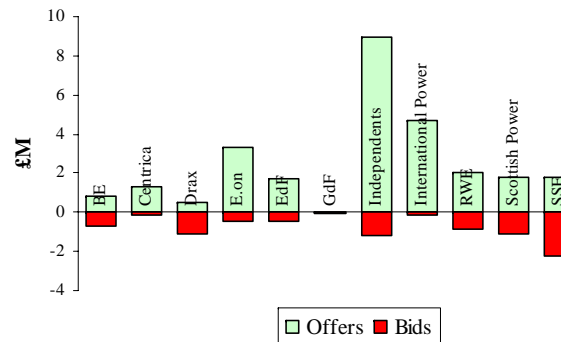
Fuel Mix of the Major Generators



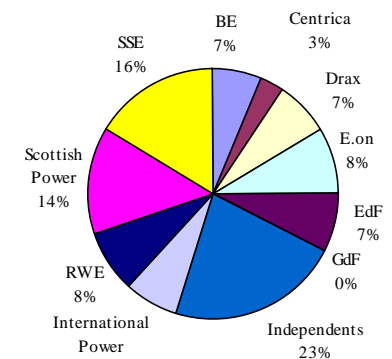
BM Units With Availability < 10%

E_FDUN-1	T_ABTH9	T_GRAI-2	T_SIZEA2
E_HYTHE	T_COTPS-4	T_GRAI-3	T_WYLF-1
E_MAEN-1	T_DIDC4	T_HEYM11	
E_RHEI-1	T_DRAXX-12G	T_IRNPS-2	
E_SHOS-1	T_FAWL3	T_LBAR-1G	
M_SLOY-1	T_FERR-3	T_LOAN-1	
T_DICI001	T_FERR-4	T_LOAN-2	
T_DICI002	T_FIDL-2	T_OLDS1	
T_ABTH7	T_FIDL-3	T_RATS-3	
T_ABTH8	T_FIDL-4	T_SIZEA1	

Company Balancing Mechanism Bid/Offer Revenues



Generators Market Share of Balancing Mechanism Volumes



Note: Data covers large plant excluding Interconnectors

IPA Disclaimer: This information is intended for IPA customers only. Whilst every effort has been made to ensure that the information contained herein is accurate and correct, IPA does not represent or endorse the accuracy or reliability of any of the information or content contained in this Market Summary. Under no circumstances will IPA have any liability for any loss or damage caused by your reliance on information obtained through this Market Data Summary. Unauthorised onward transmission or copying is strictly forbidden.

This datasheet provides a summary of data which is copyright of Elexon and NGC and is used with their kind permission.

