

# Market Data Summary

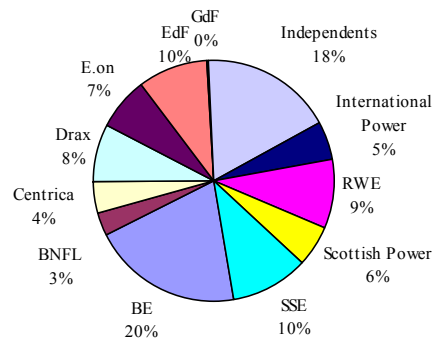
## Great Britain, August 2007

IPA Energy + Water Consulting  
 41 Manor Place  
 Edinburgh  
 Tel: +44 131 240 0840  
 Fax: +44 131 220 6440  
 www.ipaenergy.co.uk

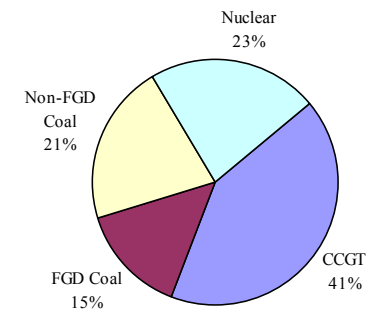
Market Data, £/MWh	Minimum	Average	Maximum
Market Index Data	16.15	25.87	143.33
SSP	2.28	22.55	143.33
SBP	14.25	33.40	178.76
BSUoS	0.11	1.01	2.90
RCRC	-0.57	0.14	2.28

System Margin, MW	Minimum	Average	Maximum
Generation	40,864	46,909	51,288
Demand	22,004	33,853	43,049

Market Share of the Major Generators



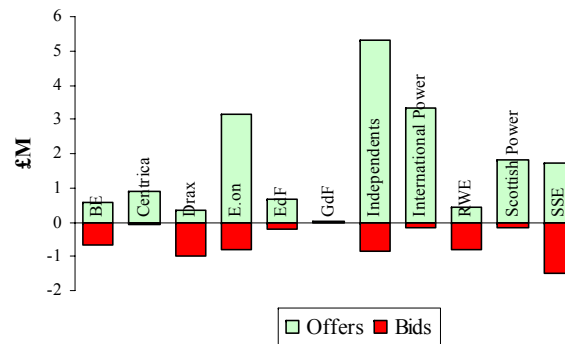
Fuel Mix of the Major Generators



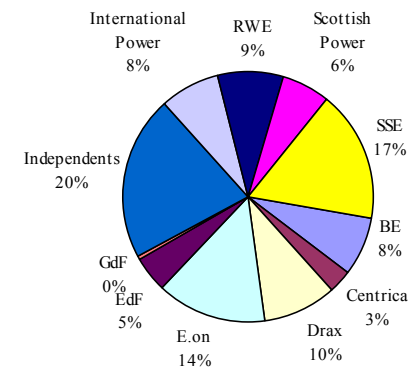
**BM Units With Availability < 10%**

E_FDUN-1	T_CNQPS-4	T_FIDL-4	T_SIZEA2
E_HYTHE	T_DIDC2	T_GRAI-2	T_TILB10
E_MAEN-1	T_DIDC4	T_GRAI-3	T_TORN-1
E_RHEI-1	T_DRAXX-12G	T_IRNPS-2	T_USKM-13
E_SHOS-1	T_DRAXX-3	T_KINO-3	T_WBUPS-2
M_SLOY-1	T_FAWL3	T_LITTD2	T_WYLF-1
T_DICI001	T_FERR-3	T_LOAN-1	T_WYLF-3
T_DICI002	T_FERR-4	T_LOAN-2	
T_ABTH7	T_FFES-2	T_OLDS2	
T_ABTH9	T_FIDL-2	T_SIZEA1	

Company Balancing Mechanism Bid/Offer Revenues



Generators Market Share of Balancing Mechanism Volumes



**Note: Data covers large plant excluding Interconnectors**

IPA Disclaimer: This information is intended for IPA customers only. Whilst every effort has been made to ensure that the information contained herein is accurate and correct, IPA does not represent or endorse the accuracy or reliability of any of the information or content contained in this Market Summary. Under no circumstances will IPA have any liability for any loss or damage caused by your reliance on information obtained through this Market Data Summary. Unauthorised onward transmission or copying is strictly forbidden.

This datasheet provides a summary of data which is copyright of Elexon and NGC and is used with their kind permission.

