

Market Data Summary

Great Britain, January 2008

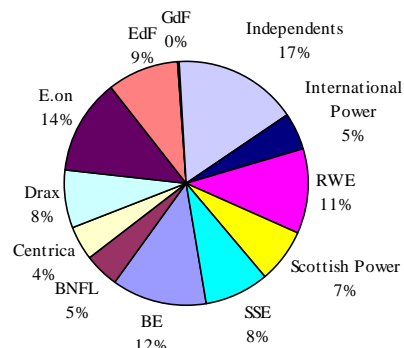
Market Data, £/MWh	Minimum	Average	Maximum
Market Index Data	29.38	55.24	222.27
SSP	23.20	46.84	222.27
SBP	29.38	66.74	469.83
BSUoS	-0.60	0.82	5.07
RCRC	-1.47	0.10	5.14

System Margin, MW	Minimum	Average	Maximum
Generation	53,600	60,112	64,290
Demand	27,331	42,932	57,622

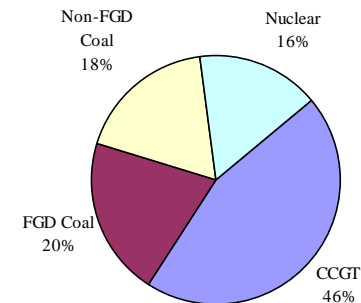
BM Units With Availability < 10%

E_FDUN-1	T_HEYM12
E_HYTHE	T_HRTL-1
E_MAEN-1	T_HRTL-2
E_RHE-1	T_LBAR-1G
T_DIC001	T_LOAN-2
T_DIC002	T_SIZEA1
T_BARKB2	T_SIZEA2
T_GRAI-2	T_TILB0G
T_GRAI-3	T_TILB8G
T_HEYM11	

Market Share of the Major Generators



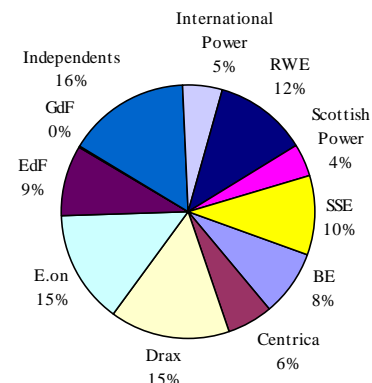
Fuel Mix of the Major Generators



Company Balancing Mechanism Bid/Offer Revenue



Generators Market Share of Balancing Mechanism Volumes



Note: Data covers large plant excluding Interconnectors

IPA Disclaimer: This information is intended for IPA customers only. Whilst every effort has been made to ensure that the information contained herein is accurate and correct, IPA does not represent or endorse the accuracy or reliability of any of the information or content contained in this Market Summary. Under no circumstances will IPA have any liability for any loss or damage caused by your reliance on information obtained through this Market Data Summary. Unauthorised onward transmission or copying is strictly forbidden.

This datasheet provides a summary of data which is copyright of Elexon and NGC and is used with their kind permission.