

# Market Data Summary

## Great Britain, February 2008

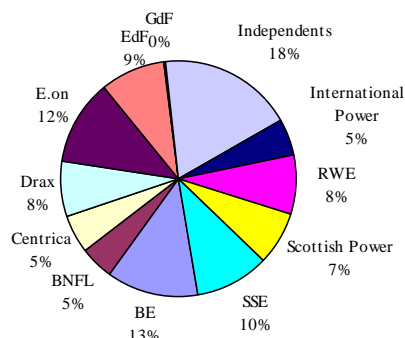
Market Data, £/MWh	Minimum	Average	Maximum
Market Index Data	36.26	52.76	155.24
SSP	21.73	45.19	155.24
SBP	34.50	62.16	271.93
BSUoS	-1.14	0.78	3.59
RCRC	-1.36	0.02	4.33

System Margin, MW	Minimum	Average	Maximum
Generation	52,781	59,695	64,220
Demand	28,769	42,631	55,939

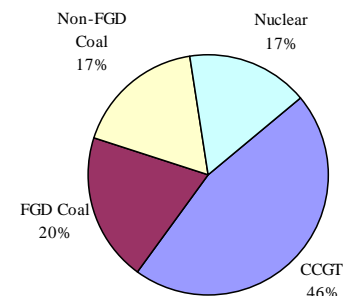
### BM Units With Availability < 10%

E_FDUN-1	T_HRTL-1
E_HYTHE	T_HRTL-2
E_MAEN-1	T_LBAR-1G
E_RHE-1	T_LOAN-2
T_DIC001	T_LOAN-4
T_DIC002	T_OLDS2
T_GRAI-2	T_SIZEA1
T_GRAI-3	T_SIZEA2
T_HEYM11	T_TILB8G
T_HEYM12	

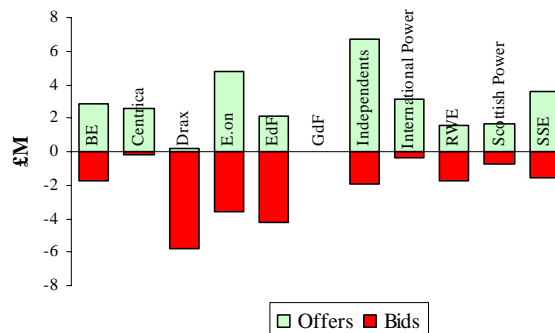
### Market Share of the Major Generators



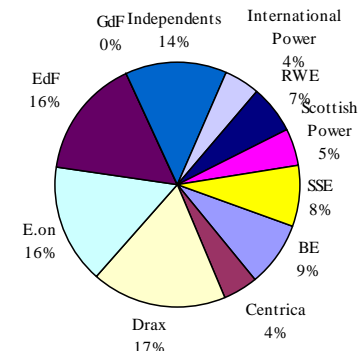
### Fuel Mix of the Major Generators



### Company Balancing Mechanism Bid/Offer Revenues



### Generators Market Share of Balancing Mechanism Volumes



### Note: Data covers large plant excluding Interconnectors

IPA Disclaimer: This information is intended for IPA customers only. Whilst every effort has been made to ensure that the information contained herein is accurate and correct, IPA does not represent or endorse the accuracy or reliability of any of the information or content contained in this Market Summary. Under no circumstances will IPA have any liability for any loss or damage caused by your reliance on information obtained through this Market Data Summary. Unauthorised onward transmission or copying is strictly forbidden.

This datasheet provides a summary of data which is copyright of Elexon and NGC and is used with their kind permission.