

# Market Data Summary

## Great Britain, September 2008

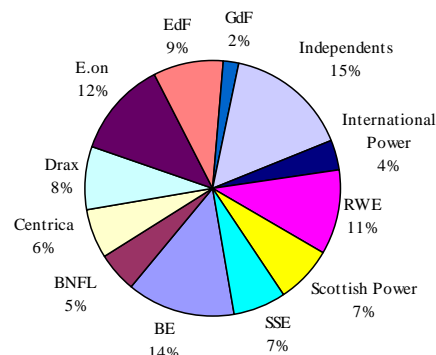
Market Data, £/MWh	Minimum	Average	Maximum
Market Index Data	42.64	96.19	321.09
SSP	28.80	70.74	313.20
SBP	42.64	112.23	471.39
BSUoS	-1.06	2.09	10.29
RCRC	-2.08	0.27	9.15

System Margin, MW	Minimum	Average	Maximum
Generation	38,137	46,172	50,410
Demand	22,918	35,009	45,707

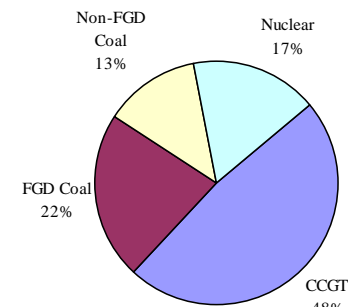
### BM Units With Availability < 10%

E_FDUN-1	T_COCK-4	T_GRAI-2	T_PEHE-3G
E_HYTHE	T_COTPS-3	T_GRAI-3	T_PEHE-4G
E_MAEN-1	T_CRUA-3	T_GRAI-4	T_RATS-2
E_RHEI-1	T_DIDC1	T_HEYM11	T_RUGPS-6
M_CAS-GAR01	T_DIDC3	T_HEYM12	T_SIZEA 1
M_SLOY-4	T_DNGB21	T_HRTL-1	T_SIZEA2
T_DICI001	T_DNGB22	T_HRTL-2	T_TILB-9
T_DICI002	T_EGGPS-3	T_LBAR-1G	T_TILB9G
T_CNQPS-2	T_FASN-2	T_LOAN-3	T_USKM-14
T_COCK-3	T_FIDL-1	T_OLDS1	

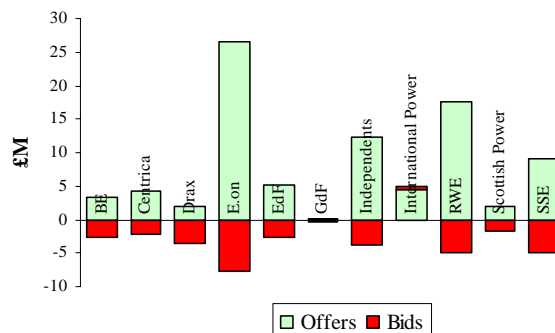
### Market Share of the Major Generators



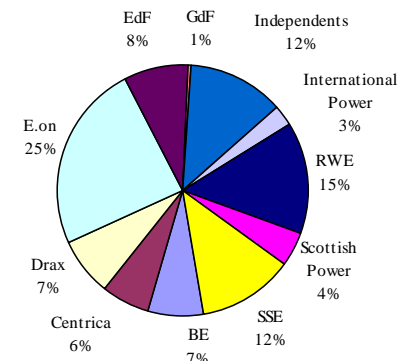
### Fuel Mix of the Major Generators



### Company Balancing Mechanism Bid/Offer Revenues



### Generators Market Share of Balancing Mechanism Volumes



### Note: Data covers large plant excluding Interconnectors

IPA Disclaimer: This information is intended for IPA customers only. Whilst every effort has been made to ensure that the information contained herein is accurate and correct, IPA does not represent or endorse the accuracy or reliability of any of the information or content contained in this Market Summary. Under no circumstances will IPA have any liability for any loss or damage caused by your reliance on information obtained through this Market Data Summary. Unauthorised onward transmission or copying is strictly forbidden.

This datasheet provides a summary of data which is copyright of Elexon and NGC and is used with their kind permission.