

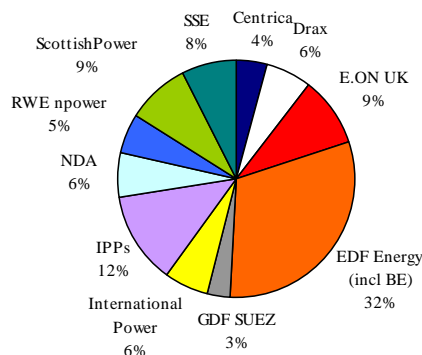
Market Data Summary

Great Britain, April 2009

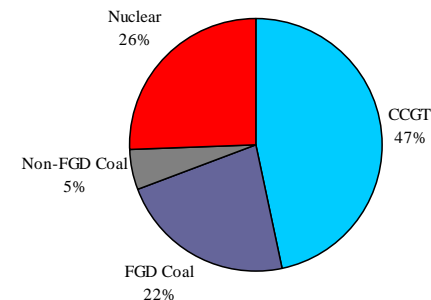
Market Data, £/MWh	Minimum	Average	Maximum
Market Index Data	18.95	35.91	155.18
SSP	6.56	27.78	155.18
SBP	18.95	43.38	166.55
BSUoS	-0.07	1.21	4.42
RCRC	-0.82	0.04	3.28

System Margin, MW	Minimum	Average	Maximum
Generation	43,612	50,484	55,616
Demand	22,652	34,249	43,626

Market Share of the Major Generators



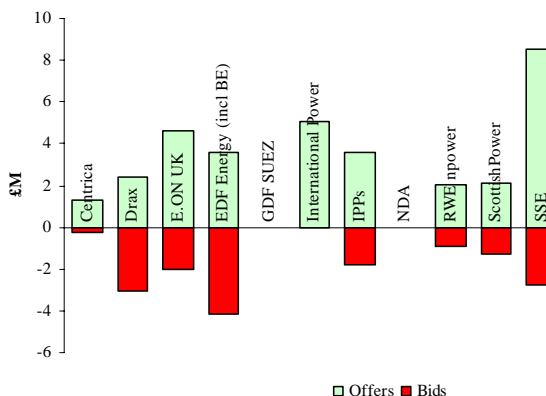
Fuel Mix of the Major Generators



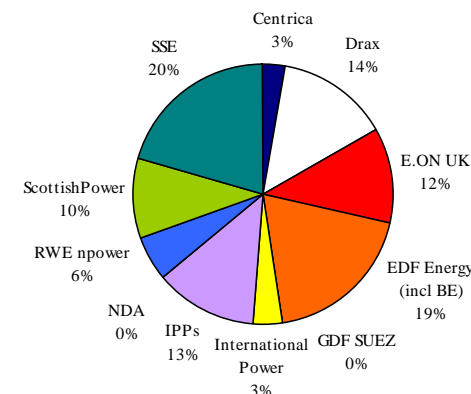
BM Units With Availability < 10%

Fawley Cogen	Didcot B 5	Littlebrook 2
Fort Dunlop	Eggborough 2	Medway
Hythe	Ferrybridge 1	Oldbury 2
Kings Lynn A	Ferrybridge 2	Peterhead GT 3
Maentwrog	Fiddler's Ferry 1	Peterhead GT 4
Rheidol	Grain 2	Sizewell A 1
Shotton	Grain 3	Sizewell A 2
Connah's Quay 3	Llangage	West Burton 1
Cruachan 4	Little Barford GT	

Company Balancing Mechanism Bid/Offer Revenues



Generators' Share of Balancing Mechanism Volumes



Notes: Data covers large plant excluding Interconnectors.
 "IPPs" include some stations which are part-owned by the major generators.

IPA Disclaimer: This information is intended for IPA customers only. Whilst every effort has been made to ensure that the information contained herein is accurate and correct, IPA does not represent or endorse the accuracy or reliability of any of the information or content contained in this Market Summary. Under no circumstances will IPA have any liability for any loss or damage caused by your reliance on information obtained through this Market Data Summary. Unauthorised onward transmission or copying is strictly forbidden.

This datasheet provides a summary of data which is copyright of Elexon and NGC and is used with their kind permission.